

Alaska Employment Report

Joint Economic Committee

Senator Mike Lee, Chairman

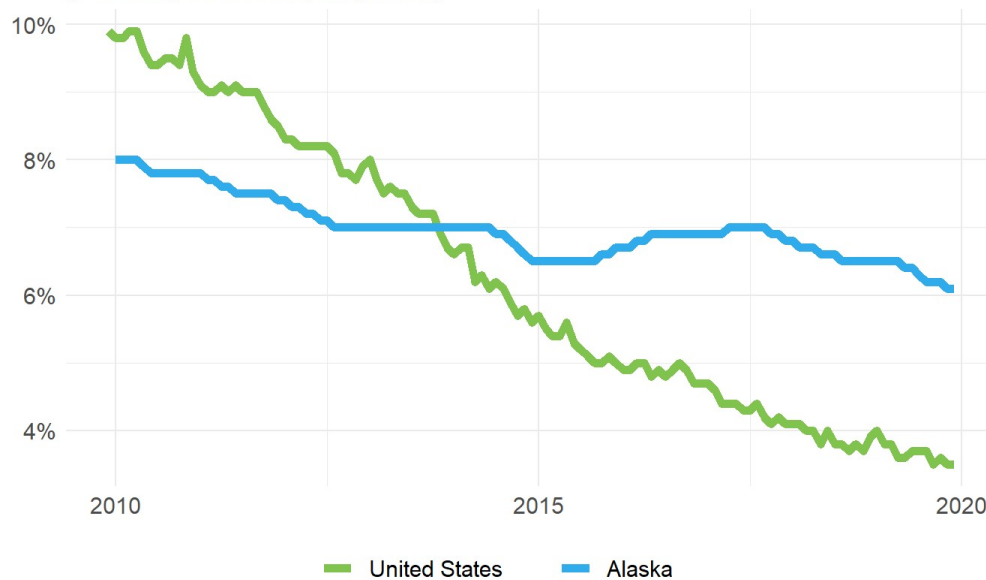
January 24, 2020

Summary

- **Alaska added 600 net jobs and the unemployment rate remained unchanged at 6.1 percent in December**, according to Bureau of Labor Statistics (BLS) data released at 10:00am on January 24, 2020.
- **Over the past twelve months, Alaska added 100 payroll jobs** and the unemployment rate fell by 0.4 percentage point from 6.5 percent.
- **In December, Alaska's private sector added 400 net private payroll jobs** and over the past twelve months it remained unchanged with 0 private payroll jobs in the establishment survey.
- In the household survey, the number of **unemployed fell by 159 on net in December**, and over the past year employment fell by 7,317.
- Alaska's **labor force participation rate fell to 63.6 percent** in December from 63.7. Since last year, the labor force participation rate fell by 1.5 percentage points.
- The national unemployment rate **remained unchanged in December**. State employment and unemployment data for January is scheduled for release March 16, 2020. The national employment situation report for January will be released February 07, 2020.

Alaska and U.S. Unemployment Rates

(Percent, Seasonally Adjusted)

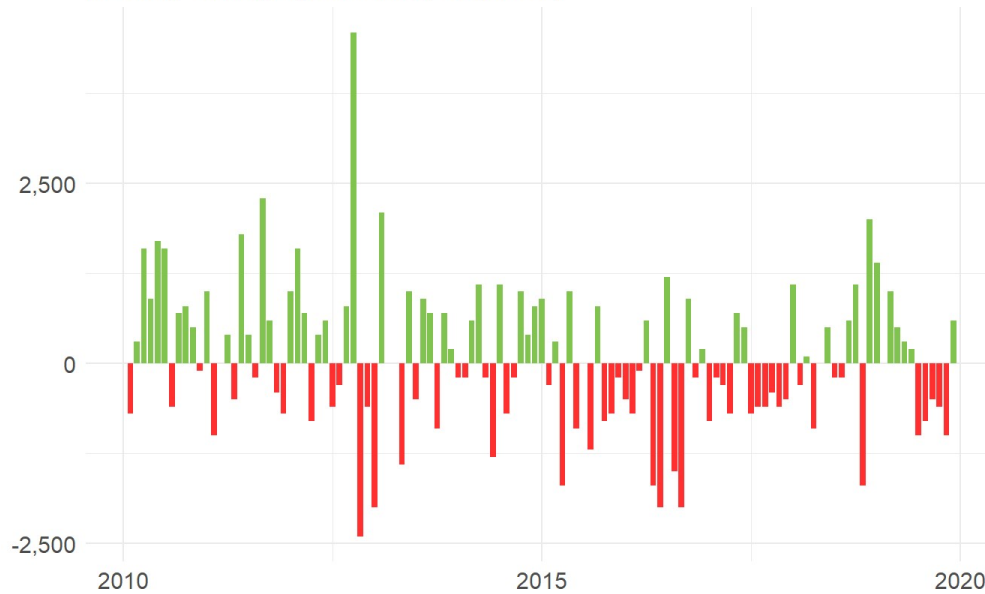


Source: Bureau of Labor Statistics

Alaska Payroll Employment

Alaska Nonfarm Payroll Jobs

Monthly Change (Seasonally Adjusted)



Source: Bureau of Labor Statistics

Alaska added 600 net payroll jobs, or 0.2 percent, on a seasonally adjusted basis during December. In the prior month, Alaska lost 1,000 jobs. Over the past twelve months, Alaska added 100 payroll jobs, or 0 percent. Alaska nonfarm payroll employment had increased in 6 of the past 12 months.

Nationally, nonfarm payrolls rose by 145,000 in December, or rose by 0.1 percent. Over the 12-month period ending with December, nonfarm payrolls rose by 2,108,000 jobs, or 1.4 percent. Alaska ranks 46th among the 50 states and the District of Columbia for percentage gain in nonfarm payroll employment over the past 12 months.

During December, Alaska's private-sector added 400 jobs, or approximately 0.2 percent. The private-sector in Alaska lost 900 jobs in the prior month. Over the past twelve months, private-sector payrolls in Alaska remained unchanged with 0, or 0 percent. Alaska private-sector payroll employment has increased in 6 of the past 12 months.

Nationally, private-sector payroll jobs rose by 139,000 jobs in December, or 0.1 percent. Over the past 12 months, the national payroll rose by 1,947,000 jobs in the private sector, or rose by 1.5 percent. Alaska is tied for 46th among the 50 states and the District of Columbia for a percentage gain in private-sector payroll employment over the past 12 months.

Change in Alaska Payroll Employment by Sector over Past 12 Months



Source: Bureau of Labor Statistics, seasonally adjusted

The best performing sectors on a seasonally adjusted basis during December were Manufacturing (900) and Financial Activities (300). The poorest performing sectors during the month were Trade, Transportation, and Utilities tied with Education and Health Services (-200) and Leisure and Hospitality (-600).

The best performing sectors during the last twelve months were Trade, Transportation, and Utilities (800) and Mining and Logging tied with Financial Activities (400). The poorest performing sectors during the last twelve months were Manufacturing (-600) and Education and Health Services (-900).

Alaska Labor Force Statistics

Labor Force Participation

The labor force participation rate in Alaska fell to 63.6 percent in December from 63.7 percent in the prior month. At a labor force participation rate of 63.6 percent, Alaska is tied for 26th in the nation. The labor force participation rate in Alaska fell by 1.5 percentage points from a year earlier. The labor force participation rate is the percentage of the civilian noninstitutionalized population age 16 and older who are employed or actively looking for work.

The 10-year high for the labor force participation rate in Alaska was 70.1 percent last occurring in March 2010. The series high for the labor force participation rate in Alaska occurred in December 1989 when the labor force participation rate hit 74.5 percent. The 10-year low for the labor force participation rate was 63.6 percent in December 2019. This also represents the series low for the labor force participation rate in Alaska.

The national labor force participation rate remained steady at 63.2 percent in December. That rate rose by 0.2 percentage point from a year earlier. The all-time high for the national labor force participation rate was 67.3 percent in April 2000. The 10-year high for the national labor force participation rate was 65.2 percent in April 2010. The recent 10-year low occurred in September

2015 at a level of 62.4 percent. The series low for the national labor force participation rate was 58.1 percent in December 1954.

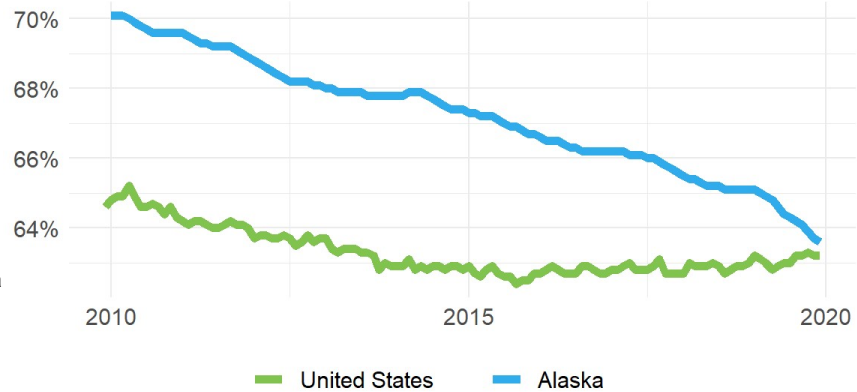
Employment-to-Population Ratio

The employment-to-population ratio, or the percentage of the Alaska civilian noninstitutionalized population 16 years and older counted as employed, in December fell to 59.7 from 59.8 percent in the prior month. At 59.7 percent, Alaska ranks 35th among state employment-to-population ratios in the nation. The employment-to-population ratio in Alaska fell by -1.2 percentage points from a year earlier.

The 10-year high for the employment-to-population ratio in Alaska was 64.5 percent in March 2010. The series high for the employment-to-population ratio in Alaska last occurred in March 1998 when the employment-to-population ratio hit 69.5 percent. The 10-year low for the employment-to-population ratio was 59.7 percent in December 2019. This also represents the series low for the employment-to-population ratio in Alaska.

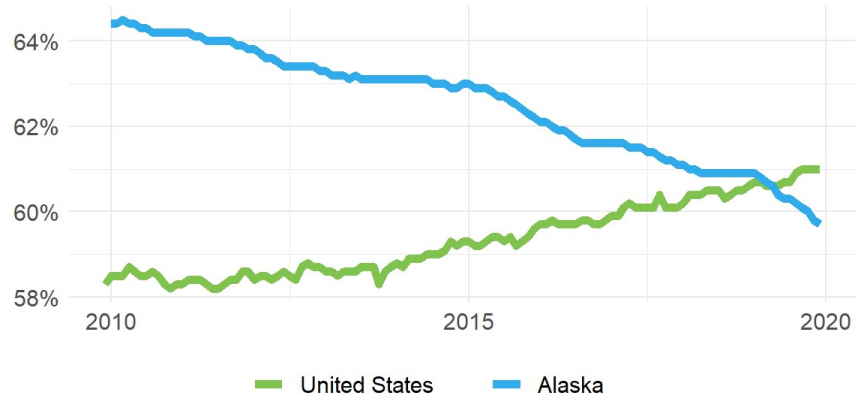
The national employment-to-population ratio remained steady at 61 percent in December. That rate rose by 0.4 percentage point from a year earlier. The all-time high for the national employment-to-population ratio was 64.7 percent in April 2000. The 10-year high for the national employment-to-population ratio was 61 percent in December 2019. The recent 10-year low occurred in July 2011 at a level of 58.2 percent. The series low for the employment-to-population ratio was 54.9 percent in October 1949.

Alaska and U.S. Labor Force Participation Rates (Percent, Seasonally Adjusted)



Source: Bureau of Labor Statistics

Alaska and U.S. Employment-to-Population Ratios (Percent, Seasonally Adjusted)



Source: Bureau of Labor Statistics